

CONTINUING AMERICA'S FINE HARDWARE TRADITION: *Reproduction and Restoration*



The following is only a small sample of Charleston Hardware Co. patterns and products. Our mission is to provide customers consultation and a hardware selection and quality that allows them to preserve the historical integrity of their design and renovation projects.

Charleston Hardware takes much pride in manufacturing the most authentic reproductions possible. Antique American pieces are collected and moulds and dies are painstakingly re-created. Each piece is made using the same techniques originally used over a century ago. Metal content is tested and matched. Eastlake pieces are made in cast bronze, while Colonial, Neoclassical and Art Nouveau designs are made in cast brass. Art Deco, Mission, and other wrought patterns are pressed in brass or bronze.

Complete suites of each pattern have been reproduced, allowing hardware throughout the house to match. This includes window and kitchen hardware, door knobs, hinges, and entry door sets. Each pattern also comes in a variety of selected finishes to match the design and style of buildings and homes.

Charleston Hardware's restoration department returns hardware to its original appearance and function. Locks are refurbished and keyed. Hardware is cleaned of paint and polished, and worn plating is restored.

Please visit our website www.charlestonhardware.com for our full line of patterns and products, or call (866) 958-8626 to speak with one of our hardware consultants.

TABLE OF CONTENTS

Finshes.....Page 1

Examples of the finishes that we offer. Each pattern is available in a select set of finishes that maintain the integrity of the original decorative style.

Oriental Pattern.....Page 2

This is one of our most popular patterns originally produced by Branford Lockworks in 1884. Each of our pattern come in complete suites from doorknobs, back plates, & hinges, to window, kitchen and bathroom hardware and accessories.

Colonial.....Page 6

Colonial American hardware was originally all wrought iron made by hand. Brass was imported and was considerably more expensive. Undersized knobs were used to conserve brass.

Our Nathaniel Russel is a reproduction of the only one saved from the famous Nathaniel Russel Museum House in Charleston, SC.

Our Other Patterns.....Page 8

Example from all our pattern lines. Each pattern comes in complete suites allowing all hardware in the house to match. Available finishes vary by pattern.

Rim Locks.....Page 12

Our rim locks are reproduced from antiques dating to as early as 1840. All interior moving parts are cast in solid brass. The Carpenter Lock is a reproduction of an English lock made by Carpenter Lock Co.

Hinges.....Page 16

Our decorative hinges are reproductions of antique originals dating back to the 1800's. The joints are milled by machine for precise movement. Many have details on the joint and hinge reveal, the part that shows when the hinge is closed.

Kitchen & Bar.....Page 18

Our decorative cast bronze and iron kitchen hardware is made by remaking the moulds of 1870-1900 original antique pieces. The bronze is unlacquered and will acquire an aged patina. The iron is clear coated to prevent rust. Our bar themed knobs are new designs.

Bathroom.....Page 21

Bathrooms were moved indoors around 1900. All of this collection dates after this time. The most popular finish of the time was polished nickel. The WWII towel bar is a reproduction of one from a battleship.

Shutter Hardware.....Page 22

Our extensive collection of hand wrought iron shutter hardware consists of exact reproductions of early American pieces. In addition, we offer a line of the highest grade stainless steel hinges and pintles in a large number of offsets.

Hardware 101.....Page 25

A glossary of useful terms and definitions to help make your project a success.

FINISHES

Lacquered Brass



US3

Polished unlacquered Brass



US3A

Hand antiqued brass



US7

Polished unlacquered bronze



US9A

Hand antiqued bronze



US9B

Oil rubbed bronze



US10B

Polished nickel



US14

Satin black



US19

Polished chrome



US26

Oriental

Round Doorknob & 2" Rosette Set



Passage

#1307.US9A
Polished Bronze

#1307.US9B
Antiqued Bronze

Privacy (Tube Latch)

#1308.US9A
Polished Bronze

#1308.US9B
Antiqued Bronze

2 1/4" diameter
2 1/4" projection

Set includes pair of doorknobs, rosettes, 1/2" screws.

Drum Doorknob & Fancy Rosette Set



#1312.US9A
Polished Bronze

#1312.US9B
Antiqued Bronze

5" x 2"
2" projection

Set includes pair of doorknobs, rosettes, 1/2" screws.

Fancy Pocket Door Set



#1341.US9A
Polished Bronze

#1341.US9B
Antiqued Bronze

Handle: 4 7/8" x 3 1/8"
7/16" recess

Edge Pull: 5" x 1 1/16"

Set as shown.
*Jamb bolt (locking function)
pg. 11B-18

Pocket Door Set



#1340.US9A
Polished Bronze

#1340.US9B
Antiqued Bronze

Handle: 4" x 2 1/2"
3/8" recess

Edge Pull: 5" x 1 1/16"

Set as shown.
*Jamb bolt (locking function)
pg. 11B-18

Oriental

Tubular Back Plate & Round Doorknob Set



Passage

#1318.US9A
Polished Bronze

#1318.US9B
Antiqued Bronze

Privacy

#1319.US9A
Polished Bronze

#1319.US9B
Antiqued Bronze

6" x 2 1/4"
Doorknobs: 2 1/4"

Set includes pair of doorknobs, pair of back plates, spindles, and 5/8" screws.

*Dummy spindles pg. 6B-2

*Passage latch pg. 8A-2

*Privacy latch pg. 8A-2

Narrow Keyed Mortise Lock Set & Round Doorknobs



#1322.US9A
Polished Bronze

#1322.US9B
Antiqued Bronze

5 1/2" x 1 1/2"
Doorknobs: 2 1/4"

Set includes pair of doorknobs, pair of back plates, spindles, and 5/8" screws.

*Keyed mortise lock pg. 2A-7

Oriental Hinge



#1349.US9A
Polished Bronze

#1349.US9B
Antiqued Bronze

4" x 4"

Removable hinge pin with screwed in opposite finial; milled joints, detailing on reverse side shows when door is closed. #12 x 1 1/4" bronze screws.

***3.5" x 3.5" and 5" x 5" also available**



Mortise Lock & Strike Plate



#1328.US9A
Polished Bronze

#1328.US9B
Antiqued Bronze

Specifications:
go to pg. 14A-6

Reversing instructions:
go to pg. 14A-12

***Privacy mortise locks also available**



Oriental

Baldwin Entry Mortise Lock



#1366.US9A
Polished Bronze

#1366.US9B
Antiqued Bronze

Fancy Entry Set & Drum Doorknobs



#1365.US9A
Polished Bronze

#1365.US9B
Antiqued Bronze

9" x 2 1/2"
Doorknobs: 2 1/4"

Not compatible with modern mortise locks. Used with passage latch and a separate deadbolt mounted above.

*Passage Latch pg. 8A-2

*Deadbolt pg. 8A-8

Electric Doorbell Button



#1345.US9A
Polished Bronze

#1345.US9B
Antiqued Bronze

5" x 2 1/2"

For standard low voltage wiring.

Mail Slot



#1346.US9A
Polished Bronze

#1346.US9B
Antiqued Bronze

2" x 7"
4 5/8" x 1" opening

Spring loaded door pushes inward.

Oriental

Cupboard Knobs



#1392.US9A
Polished Bronze

#1392.US9B
Antiqued Bronze



1 1/8" diameter
1 1/8" projection

Sold individually.

Cupboard/Screen Door Handle



#1395.US9A
Polished Bronze

#1395.US9B
Antiqued Bronze

5 x 1 1/8"

4 3/8" C to C

Rectangle Bin Pull



#1394.US9A
Polished Bronze

#1394.US9B
Antiqued Bronze

#1394.IRN
Cast Iron

3 1/2" x 1 1/2"
2 15/16" C to C

Window Lift



Sold each with 6 x 3/4" screws.

#1384.US9A
Polished Bronze

#1384.US9B
Antiqued Bronze

1 7/8" x 3"
1/2" recess

Colonial

Colonial Doorknobs



#0501.US3A
Unlacquered Brass


#0501.US7
Antiqued Brass

1 7/8" diameter
5/8" ferrule



Set includes pair of doorknobs,
set screws, 4 in. spindle, and
washers.

Colonial Rosette



#0502.US3A
Unlacquered Brass

#0502.US7
Antiqued Brass

1 7/8" diameter
5/8" opening

Sold individually.

Colonial Doorknob & Rosette Set



#0506.US3A
Unlacquered Brass

#0506.US7
Antiqued Brass

1 7/8" diameter



Set includes pair of doorknobs,
rosettes, 1/2" screws.

*Passage Latch pg. **8A-2**

*Dummy Spindles pg. **6B-2**

1820 Doorknobs & Rosette Set (2 Rosette Sizes)



Small rosette
#0504.US3A
Unlacquered Brass

#0504.US7
Antiqued Brass

Large rosette
#0503.US3A
Unlacquered Brass

#0503.US7
Antiqued Brass

2" diameter
2" projection

Small rosette:
1 1/2" diameter

Large rosette:
1 3/4" diameter



Set includes pair of doorknobs,
blind mount rosettes, 1/2" screws.

*Passage Latch pg. **8A-2**

*Dummy Spindles pg. **6B-2**


Colonial

1930's Colonial Revival Doorknob & Rosette



#0505.US3A
Unlacquered Brass

#0505.US7
Antiqued Brass



2 1/4" diameter
1 7/8" projection
2" rosette diameter

Set includes pair of doorknobs,
blind mount rosettes, 1/2" screws.

*Passage Latch pg. **8A-2**

*Dummy Spindles pg. **6B-2**

Nathaniel Russell Cabinet Knob



#0530.US3
Polished Brass

#0530.US3B
Unlacquered Brass with
Black Relief



#0530.US7
Antiqued Brass

#0530.US14
Polished Nickel

This museum reproduction
is from 1803. Face is highly
detailed pressed construction,
the rest of the knob is cast.
Beaded edge rosette is
separate piece and included.

1 3/8" knob diameter
1" projection
1 5/8" rosette diameter

Colonial Revival Cupboard Knob



#4634.US3A
Unlacquered Brass

#4634.US3B
Unlacquered Brass
with Black Relief

#4634.US7
Antiqued Brass



1" diameter
5/8" projection

Key Escutcheon With Draft Cover



Sold individually.

Large

#0510.US3A
Unlacquered Brass

#0510.US7
Antiqued Brass

2 1/2" x 1 5/8"

keyhole:

1" x 1/2"

Small

#2625.US3A
Unlacquered Brass

#2625.US7
Antiqued Brass

2" x 11/16"

keyhole:

11/16" x 5/16"

Our Patterns

Oriental



Rice



Egg & Dart



Beaded



Rope



Roanoke



Our Patterns

Broken Leaf



Potted Flower



Zelda



1929



Gotham



Avalon



Our Patterns

New York



Bungalow



Mission



Arched



Lorraine



Neoclassical
French Shell



Our Patterns

Unsuited Fine Brass Examples



Unsuited Fine Bronze Examples



Rim Locks

Pantry Lock



Reversible

#2023.US693

2" x 2 1/4" x 3/4"

CHCO Cylinder Rim Lock




Reversible

#2015.US693

2 5/8" x 3 5/8" x 1 1/8"

Iron Entry Rim Lock



Non-reversible

Right Handed:
#2024.US693
(shown)

Left Handed:
#2025.US693
3 1/8" x 4 3/4" x 5/8"

Iron Entry Rim Lock Set



Non-reversible

Right Handed:
#2007.US693
(shown)

Left Handed:
#2008.US693
3 1/8" x 4 3/4" x 5/8"

Charleston Hardware Company

CharlestonHardware.com 866 958 8626

Rim Locks

Vertical Rim Lock Set



#2009.US693

3³/₄" x 3¹/₈" x 1/2"


Horizontal Rim Lock Set



#2010.US693

3" x 4" x 1/2"

Narrow Rim Lock Set



Sold as shown. Pair this lock with undersized doorknobs.

*Small ceramic knobs pg. 7B

*Colonial doorknobs pg. 1F

#2011.US693

3 1/2" x 1 3/4" x 1/2"
Catch: 3 1/2" x 3/4"

Carpenter Lock Set



Right Handed:

#2012.US693

5" x 7" x 1 1/8"

Left Handed:

#2013.US693


(shown)

Charleston Hardware Company

CharlestonHardware.com 866 958 8626

Rim Locks

Horizontal Brass Entry Rim Lock



Non-reversible

Right Handed:
#2027.US3A

Left Handed:
#2028.US3A

3 1/8" x 4 3/4" x 5/8"

Vertical Brass Entry Rim Lock



Reversible

#2029.US3A
Unlacquered Brass

3 3/4" x 3 1/8" x 1/2"

Horizontal Brass Entry Rim Lock Set



Non-reversible

Right Handed:
#2005.US3A

Left Handed:
#2006.US3A

3 1/8" x 4 3/4" x 5/8"

Vertical Brass Entry Rim Lock Set




Reversible

#2021.US3A
Unlacquered Brass

3 3/4" x 3 1/8" x 1/2"

Rim Locks

Brass Screen Door Rim Lock Set



Reversible. For outswing doors only.

Back Plate: 3 5/8" x 1 1/2"

#2203.US3
Polished Brass

Lever: 2"

Lock body: 2" x 1 3/4"

Knob: 1 1/2"

Oriental Screen Door Rim Lock



#1347.US9A
Polished Bronze

#1347.US9B
Antiqued Bronze

Lock body:
1 7/8" x 2 1/4" x 5/8"

Knob: 1 1/4"

Strike Plate:
7/8" x 1 3/4" x 1/2"

Reversible. For outswing doors only.

Doorknobs Knobs Compatible With Rim Locks



Colonial Brass


Ceramic White

Ceramic Black

Bennington

Hinges

Ball Tip 4" x 4"



Extruded brass with stainless steel removable pin

#3703.XXX

* XXX - Available finishes
US3A, US7, US10B,
US14, US19

***3.5" x 3.5" and 5" x 5" also available**

Ornate Ball Tip



Cast brass

3 1/2"

#3720.XXX

4"

#3721.XXX

5"

#3722.XXX

* XXX - Available finishes
US3A, US3B, US7

Steeple Tip 4" x 4"



Extruded brass with stainless steel removable pin

#3708.XXX

* XXX - Available finishes
US3A, US7, US10B,
US14, US19

***3.5" x 3.5" and 5" x 5" also available**

Cast Iron Steeple Tip



Black powder coated, removable pin

2"

#3711.U693

3 1/2"

#3715.US693

2 1/2"

#3713.US693

4"

#3716.US693

2 1/2" x 2"

#3712.US693

Charleston Hardware Company

CharlestonHardware.com 866 958 8626

Hinges

Palmette



Cast brass and cast bronze, removable pin

#3725.XXX

4" x 4"

* XXX - Available finishes
US3A, US9A, US7,
US9B, US3B

Rice 4" x 4"



#1491.US9A
Polished Bronze

#1491.US9B
Antiqued Bronze

4" x 4"

*3.5" x 3.5" and 5" x 5" also available



Blind mount



Made to order, available in all finishes

#3726.US12

Silver Plated Brass

5" x 5"

Spring Loaded Screen Door Hinge



#2201.US693

Black Powder Coated

2 7/8" x 2 7/8"

Kitchen & Bar

Scroll



#4527.US9A
Polished Bronze

#4527.US9B
Antiqued Bronze

3 1/2" C to C

Rice



To see full pattern, go to pg. 2B

#1489.US9A
Polished Bronze

#1489.US9B
Antiqued Bronze

3 1/4" C to C

Tree Of Life



#4525.IRN
Clear Coated Iron

3 5/16" C to C

Palmette



To see full pattern, go to pg. 2C

#4526.US9A
Polished Bronze

#4526.US9B
Antiqued Bronze

#4526.IRN
Clear Coated Iron

3 5/8" C to C

Potted Flower



#4514.IRN
Clear Coated Iron

3 7/16" C to C

Irish Setter Dog



Unfinished

#4521.IRN-UL

3 5/8" C to C

Kitchen & Bar

Rice



#1485.US9A
Polished Bronze

#1485.US9B
Antiqued Bronze



1 1/4" diameter
1 1/8" projection

To see full pattern, go to pg. 2B

Broken Leaf Cupboard



#0325.US9A
Polished Bronze

#0325.US9B
Antiqued Bronze



1 1/8" diameter
1 1/8" projection

To see full pattern, go to pg. 2C

Decorative Cast Iron & Rosette



#4611.IRN
Clear Coated Iron

1 3/16" diameter
7/8" projection



Sold Individually. Rosette is a separate piece.

Cast Iron Footed



#4630.IRN
Clear Coated Iron

1 1/4" diameter
1" projection



Kitchen & Bar

Cocktail Glass



#4646.US15
Satin Nickel
1 11/16" x 1 13/16"
15/16" projection



Cast brass with satin nickel finish

Beer Mug



#4645.US15
Satin Nickel
1 9/16" x 1 1/8"
1/2" projection



Cast brass with satin nickel finish

Wine Bottle



#4647.US15
Satin Nickel
2 1/8" x 1/2"
1/2" projection



Cast brass with satin nickel finish.

Wine Glass



#4644.US15
Satin Nickel
2 1/16" x 1 1/8"
1/2" projection



Cast brass with satin nickel finish

Bath

Teak Paper Holder



#4814.US3
Polished Brass
5 11/16" x 5 1/4"

Glass Shelf & Brackets



#4809.US14
Polished Nickel

Glass Shelf:
24" x 4"
1/4" plate

Wire Soap Holder



#4811.US14
Polished Nickel
6" x 4"

Solid brass

WWII Teak Towel Bar



Includes two brackets and 24" teak bar.

#4815.US14
Polished Nickel

4" projection
Bracket base:
1 5/8" x 1 5/8"

Exterior Shutter

Stainless Pintles



- 1/2"**
#4103.SS
Stainless Steel
- 1 1/4"**
#4104.SS
Stainless Steel
- 1 1/2"**
#4105.SS
Stainless Steel
- 1 3/4"**
#4106.SS
Stainless Steel
- 2 1/4"**
#4107.SS
Stainless Steel
- 3 1/2"**
#4108.SS
Stainless Steel
- 4"**
#4109.SS
Stainless Steel

Lag Pintles



4"
#4125.US693
Black Powder
Coated


6"
#4126.US693
Black Powder
Coated

Stainless Steel Hinges



- | | |
|---|--|
| <p>0" offset
#4117.SS
Stainless Steel</p> <p>1/2" offset
#4118.SS
Stainless Steel</p> <p>1 1/4" offset
#4119.SS
Stainless Steel</p> <p>1 1/2" offset
#4120.SS</p> | <p>1 3/4" offset
#4121.SS
Stainless Steel</p> <p>2 1/4" offset
#4122.SS
Stainless Steel</p> <p>3 1/2" offset
#4123.SS
Stainless Steel</p> |
|---|--|

Stainless Steel Slide Bolt



#4102.SS
Stainless Steel

2" x 9"

Exterior Shutter

Bermuda Shutter Hinges



Sold in pairs.

#4161.US693
Black Powder
Coated

3 1/2" x 6 1/4" x 1 1/2"

Bermuda 15" Hook



#4136.US693
Black Powder Coated

Plate:
1 1/2" x 1 1/2"

***6" Plate Mounted Hook also available**

Cast Iron Ring Pull



#4152.US693
Black Powder
Coated

2" x 2"
Ring: 1 1/4"

6" Staple Hook



#4154.US693
Black Powder
Coated

6"

***4" Staple hook also available**

Exterior Shutter: *Shutter dogs*

Soldier Plate Mounted



1700's Hand Wrought. *Available plate or lag mounted.

#4134.US693
Black Powder
Coated

3" x 2" base
2 1/2" projection

Meeting Street Forged



1700's Hand Wrought. *Available plate or lag mounted.

#4145.US693
Black Powder
Coated

2 1/4" x 2 1/4" base
2 1/2" projection
6" length

Bennett Forged



1700's Hand Wrought. *Available plate or lag mounted.

#4146.US693
Black Powder
Coated

2 1/4" x 2 1/4" base
2 1/2" projection
6 1/8" length

Scroll Forged



1700's Hand Wrought. *Available plate or lag mounted.

#4132.US693
Black Powder
Coated

3 1/4" x 3/4" base
2 1/8" projection
5 3/4" length

HARDWARE 101

Back Plate: An oval or rectangular plate that holds the doorknob in place.

Backset: Distance of the center of the doorknob or key cylinder from the edge of the door; most residential doors have 2 ³/₈" and most commercial doors have 2 ³/₄" backsets. The ideal backset is one half the width of the stile.

C to C: The distance between screw holes measured from center to center of the holes.

Double cylinder deadbolt: Has keyed cylinder on both interior and exterior.

Dummy set: Fixed doorknobs that do not turn often used on pairs of doors.

Escutcheon: Keyhole plate.

Exterior mortise lock: Recesses into the edge of the door. Utilizes a deadbolt cylinder for modern keys and a turn piece for the interior side.

Ferrule: Doorknob shank; most common diameters are 5/8" and 3/4"

Handing: Describes which way the door opens, with door opening out or in or left or right. From inside the room, when the doorknob is on the left and the door opens into the room, it is a left handed door (inswing) LH. If it opens out from the room, then it is a LHR (left hand reverse or out swing).

Hinge: Measured when fully opened, total length by width not including any decorative tips.

Interior mortise lock: Recesses into the edge of the door. Utilizes either a skeleton key or privacy turn to lock the door.

Key hole spacing: The distance from the center doorknob to the round part of the key hole measured on center. 2 ¹/₄" is most common but may vary in antique hardware.

Offset: Measurement between two parallel mounting surfaces.

Pocket door edge pull: Recesses into the edge of the sliding door. It has a pop-out handle that is used to pull the door out of its pocket.

Pocket door handle: Recessed cup located on the front/back side of a sliding door.

Pocket door jamb bolt: Small toggle used to lock pocket doors for non-mortise lock applications.

Rail: Horizontal areas above and below door panels running from side to side. Lock rail is where the lock or latch is located.

Rim lock: Surface mounted lock (aka box lock).

Rosette: A round plate that holds the doorknob in place.

Single cylinder deadbolt: Has keyed cylinder on exterior and turn piece on interior.

Spindle: The rod that connects two doorknobs. Most modern doorknobs do not use a spindle. Spindles adjust to the thickness of the door. Threaded spindles are for doorknobs that screw into place. Tapped spindles are for doorknobs that slide onto the spindle and are held in place with set screws. 5/16" is standard size.

Stile: Vertical area on the edge of the door adjacent to the door panels.

Strike plate: Receives the latch bolt or deadbolt and is mounted on the door frame.

Tube latch: Modern mechanism that allows the doorknob to turn. May have passage or privacy functions. Reproduction tube latches use spindles, others do not.